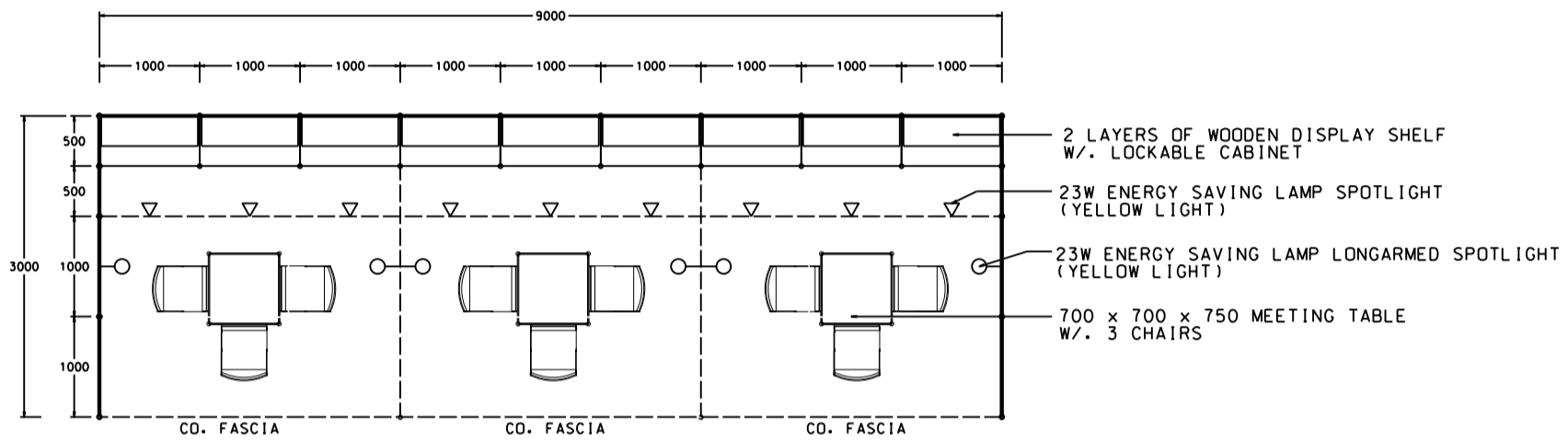



9M x 3M Standard Booth

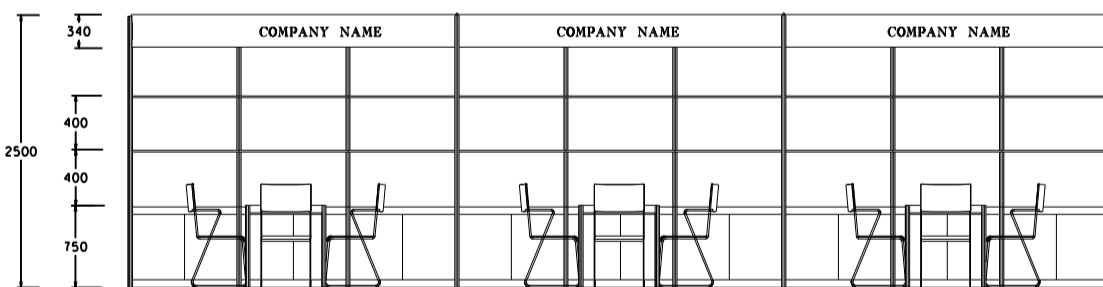
九米乘三米標準攤位



PLAN



PERSPECTIVE



ELEVATION

BOOTH SPECIFICATIONS		QTY.
	1000W x 500D x 750H LOCKABLE CABINET	9
	3000W x 300D WOODEN DISPLAY SHELF	6
	23W ENERGY SAVING LAMP SPOTLIGHT(YELLOW LIGHT)	9
	23W ENERGY SAVING LAMP LONGARMED SPOTLIGHT (YELLOW LIGHT)	6
	700W x 700D x 750H MEETING TABLE	3
	BLACK LEATHER CHAIR	9
----	CEILING BEAM	15M
	RUBBISH BIN & CARPET (27sqm.)	